



A Lesson Plan Grade 3-5

But Why is led by you, kids! Kids all over the world send us questions, and we find the answers. We've created these learning units to be used in a classroom setting or at home. Watch the video first and then use this guide to deepen your understanding of what you've learned. Find more episodes at butwhykids.org.



But Why: Adventures! Northeast Nature | MAY: EPHEMERALS

DRIVING QUESTION:

Why do some flowers only bloom in early to mid spring?

Objectives:

 Students will

- Understand what ephemeral flowers are and why they bloom in the spring.
- Be able to identify the environmental conditions needed for ephemerals to bloom and the flowers' roles in the ecosystem.

Activities:

1. Create your own ephemeral (using paint, colored pencils, collage). Describe what characteristics it has to help it bloom and thrive in the springtime.
2. Look closely at the characteristics of flowers to determine how and where they grow best.

VELS: SC 2:1, SS 1:1, VA 1:1 K-3 | Learning Targets Grade 3-5

ISTE

1a.

NGSS

3-LS1-1



Watch & Connect

But Why is led by you, kids! Kids all over the world send us questions, and we find the answers. We've created these learning units to be used in a classroom setting or at home. Watch the video first and then use this guide to deepen your understanding of what you've learned. Find more episodes at butwhykids.org.



But Why: Adventures! Northeast Nature | MAY: EPHEMERALS

WATCH & CONNECT:

Draw or write in the boxes.

K (Know). What do you know about spring ephemeral flowers?



W (Want to know). What do you want to know about spring ephemeral flowers?

L (Learn). What did you learn about spring ephemeral flowers?

Many spring ephemerals are small and grow close to the ground. Some have flowers that don't look like what we might imagine when we think of a flower, like wild ginger and jack-in-the-pulpit. Wild ginger's flower grows close to the ground, which allows ants to help pollinate it. Plants' flowers are designed to help them reproduce.



Wild Ginger



BUT WHY

Watch & Doodle


But Why is led by you, kids! Kids all over the world send us questions, and we find the answers. We've created these learning units to be used in a classroom setting or at home. Watch the video first and then use this guide to deepen your understanding of what you've learned. Find more episodes at butwhykids.org.



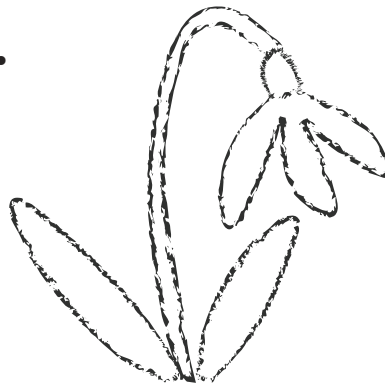
But Why: Adventures! Northeast Nature | MAY: EPHEMERALS

WATCH & DOODLE:


Learn how to draw a snow drop.



First, draw the snow drop petals.



Then, add a curvy stem and a few leaves.





Web Quest

But Why is led by you, kids! Kids all over the world send us questions, and we find the answers. We've created these learning units to be used in a classroom setting or at home. Watch the video first and then use this guide to deepen your understanding of what you've learned. Find more episodes at butwhykids.org.



Do a safe search by choosing key words for the search. Find a server you trust. Words like, "snow drop ephemeral" or "jack-in-the-pulpit name" might work as a start.

SAFE SEARCH TIPS:

1. Don't click on items that look like advertisements.
2. Make sure website names are spelled correctly.
3. Check to see if the website you are accessing is secure by looking for the lock image in the search bar.

What is in a name? Find out more about the following ephemeral flowers.

Function:

Form:

Snow Drop:

Jack in the Pulpit:

BONUS: Design your own ephemeral. What is its name? What might it grow in between?



BUT WHY

Feelings: Connections

But Why is led by you, kids! Kids all over the world send us questions, and we find the answers. We've created these learning units to be used in a classroom setting or at home. Watch the video first and then use this guide to deepen your understanding of what you've learned. Find more episodes at butwhykids.org.




But Why: Adventures! Northeast Nature | MAY: EPHEMERALS

SOCIAL EMOTIONAL CONNECTIONS: We are all connected.

Draw a trillium flower that has 3 sepals, 3 petals and 3 leaves.

Trillium is an ephemeral flower. How does its shape help it grow between things and survive? What is unique about your body that helps you day to day?





Community: Connections

But Why is led by you, kids! Kids all over the world send us questions, and we find the answers. We've created these learning units to be used in a classroom setting or at home. Watch the video first and then use this guide to deepen your understanding of what you've learned. Find more episodes at butwhykids.org.



But Why: Adventures! Northeast Nature | MAY: EPHEMERALS

BIG QUESTION:

Since they grow on the forest floor, spring ephemerals can only grow and bloom before the trees leaf out. Once the trees have all their leaves, there's too much shade for the ephemerals to grow. The flowers grow, bloom and set seeds in the short time between when the soil starts to thaw and the tree leaves come out.

Can you think of anything in your community that has to fit into the small spaces that are left between bigger things?

List ephemerals that you have learned about that fit into small spaces during a particular time of year when conditions are right.

List things or ideas from your school community that only happen once a year when the conditions are right (seasonal, circumstantial). Why are these unique events important to you and your school?



Ephemeral

[eh-FEM-urr-ull] • *adjective*

Lasting for a very short time.



Myrmecochory

[MURR-meh-koh-KORE-ee] • *noun*

Seed dispersal by ants!



Flower

[FLAH-wer] • *noun*

The part of a plant that blossoms or blooms. The flower contains the plant's reproductive parts, which are often surrounded by brightly colored petals to attract pollinators.



Elaiosome

[ee-LYE-oh-zome] • *noun*

A small package of fats and nutrients attached to the seed of a plant. The elaiosome is attractive to ants, who take the elaiosome (with seed attached) back to their colony to eat it, helping to "plant" the seed.

••• **What new words did you learn?** Make your own vocabulary cards. •••••

